

## **Class 4 Home Learning**

Please send in any pictures to us of the work your child is completing at home - we'd love to see it!

**Week Beginning 9th November 2020**

### **Reading**



**Follow this link to find out how to get a specially designed library card to use in Liverpool libraries that have reopened as well as some digital reading material!**

[https://www.edgehill.ac.uk/news/2020/09/peck-up-a-my-first-library-card/?utm\\_source=ehuacuk&utm\\_medium=shorturl&utm\\_campaign=646](https://www.edgehill.ac.uk/news/2020/09/peck-up-a-my-first-library-card/?utm_source=ehuacuk&utm_medium=shorturl&utm_campaign=646)

**Follow this link for access to free books, exclusive videos and recommended reads from a popular children's author or illustrator on a weekly basis!**

<https://wordsforlife.org.uk/virtual-school-library/>

### **Bug Club**



All children have now been allocated a login for Bug Club. Bug Club gives your child access to at home reading books at their specific reading level. Children can access the reading books online and progress through the reading levels with your support at home.

Children are expected to read at **least 4 books per week**. Each week we will be celebrating the child who reads to most books in a week, awarding them Bug Club Star.

More information can be found in the letter below. If you have any questions about Bug Club or need your child's login information, please email me at [v.pitfield@northcote.liverpool.sch.uk](mailto:v.pitfield@northcote.liverpool.sch.uk)

Your child can login to to Bug Club here: [www.activelearnprimary.co.uk](http://www.activelearnprimary.co.uk)

### **Bug Club Parent Letter**

**If you are having trouble accessing Bug Club via your device, please try the following steps:**

1. **Go to 'Settings' and select 'Safari'**
2. **Switch off 'Prevent Cross-site tracking'**

**If you are still having problems, please contact your child's class teacher and we will investigate further.**

### **Bug Club Reading Star**

The child who had read the most books each week on Bug Club will get a certificate! Please remember that the children must complete the Bug challenges along the way in each book for it to show up in the library. When it is in the library it will tell me that they've read a book.

Bug Club Star for this week is **Dominik**. **Well done!!!**

Any problems please email me - [r.collins@northcote.liverpool.sch.uk](mailto:r.collins@northcote.liverpool.sch.uk)

## **Writing**



We have been reading the story **Peace at Last**. So far, we have read the story, put the story in order and written sentences about the story. This we we will focus on speech bubbles and writing our own version of the story.

You can listen to the story being read here:

<https://www.youtube.com/watch?v=9U9y35kWBvM>

### **Task 1: Magic Carpet**

Where do you think Mr Bear could go to get some peace and quiet? Talk to your family about your ideas. Draw a picture of where Mr Bear might go to get some 'peace at last'. Write a sentence about where is has gone.

### **Magic Carpet Writing**

Draw a picture and write a sentence about where Mr Bear has gone



**Task 2:** Write the story

Use the pictures below to write your own version of Peace at Last. Try writing a sentence for each of the pictures.



**Can you remember what a sentence needs?**

A sentence needs:

- to start with a capital letter
- finger spaces between words
- to end with punctuation, like a full stop
- to make sense when you or someone else reads it

**Do you need help? Here are some resources to help with sounding out words and recognising capital letters:**

[Phase 2 Sound Mat](#)

[Phase 3 Sound Mat](#)

[Upper and Lower Case Letters](#)

## Phonics



The following games and resources are available to help you with your Phonics:



<https://www.bbc.co.uk/iplayer/episodes/b01cz0p1/alphablocks>



<https://www.phonicsplay.co.uk/>

Remember to use the sounds you know when you are reading and writing.

## Spellings

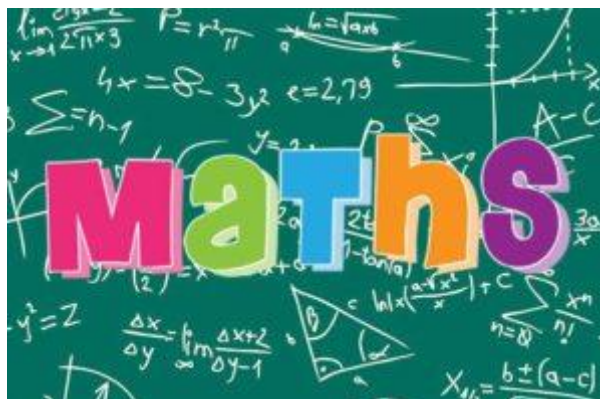


Spellings for this half term include age-related spellings from the National Curriculum, alongside spellings from the units of work being covered in the Northcote Humanities Curriculum. We will not be testing the children on spellings this half term but we expect children to start recognising them in their reading and attempting to spell them in their writing.

**Please take some time to help your child practise reading and writing the spellings for this half term.**

Week 1	Week 2	Week 3	Week 4	Week 5	Week 6
<b>by</b> <b>my</b> have live give fetch wait join park tree	<b>put</b> <b>push</b> <i>hunter</i> cats dogs <b>way</b> <b>came</b> ride food now	<b>pull</b> <b>full</b> <i>jumped</i> miss woke about blown tie pair	<b>the</b> <b>they</b> <i>buzzer</i> <i>fresher</i> tune wood	<b>are</b> <b>were</b> <b>was</b> <i>grander</i> short coat night more	<b>said</b> <b>says</b> <i>quicker</i> <b>team</b> yawn care

## Maths



We are continuing to learn all about numbers to 20 and how to make them in different ways. Watch the following Numberblocks episodes to learn about the numbers 15 to 19.

**Series 4 number 15 -**

<https://www.bbc.co.uk/iplayer/episode/m00029tw/numberblocks-series-3-fifteen>

**Series 4 number 16 -**

<https://www.bbc.co.uk/iplayer/episode/m0005yfs/numberblocks-series-4-sixteen>

**Series 4 number 17 -**

<https://www.bbc.co.uk/iplayer/episode/m00063vv/numberblocks-series-4-seventeen>

**Series 4 number 18 –**

<https://www.bbc.co.uk/iplayer/episode/m00064tz/numberblocks-series-4-eighteen>

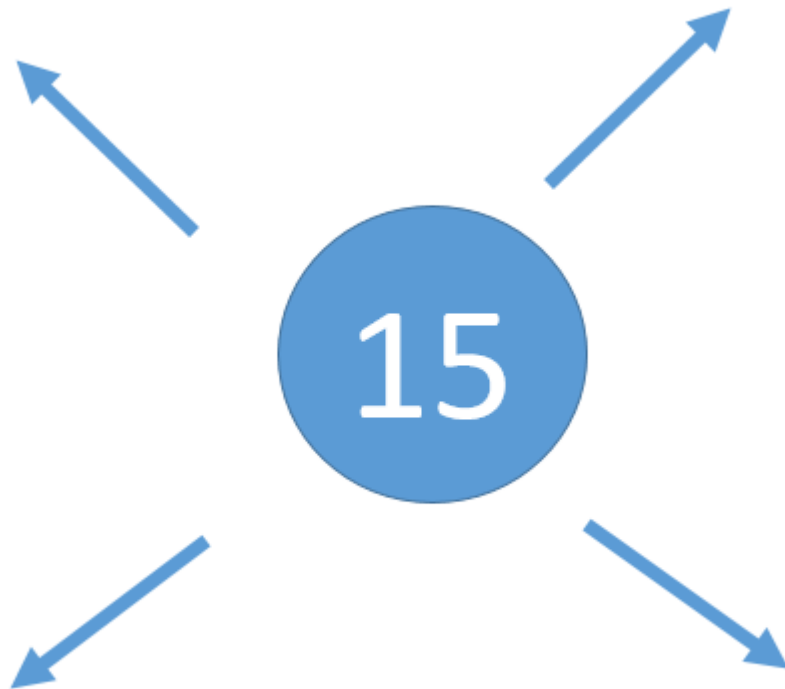
**Series 4 number 19 -**

<https://www.bbc.co.uk/iplayer/episode/m000663t/numberblocks-series-4-nineteen>

### **Task 1: Target Number**

How many ways can you make the number 15? You can add or minus to make the number. Write down your number sentences or draw pictures to show all the different ways to make 15.





**Challenge:** Can you do the same for the numbers 16 - 19?

## Science



Animals Including Humans

This term we will be learning about the following types of animals: mammals, reptiles, amphibians, birds and fish. **Do you know the characteristics of these animals?** Watch the BBC videos to learn about them. Take the quizzes to see how much you have learnt.

## **Mammals**

<https://www.bbc.co.uk/bitesize/topics/z6882hv/articles/zp92xnb>

## **Amphibians**

<https://www.bbc.co.uk/bitesize/topics/z6882hv/articles/zc6br82>

## **Reptiles**

<https://www.bbc.co.uk/bitesize/topics/z6882hv/articles/zp9pfq8>

## **Birds**

<https://www.bbc.co.uk/bitesize/topics/z6882hv/articles/zyd6hyc>

## **Fish**

<https://www.bbc.co.uk/bitesize/topics/z6882hv/articles/zxgq2hv>

Here are some fun and practical ideas for learning Science at home. Don't forget to take some pictures to show what you have been doing.

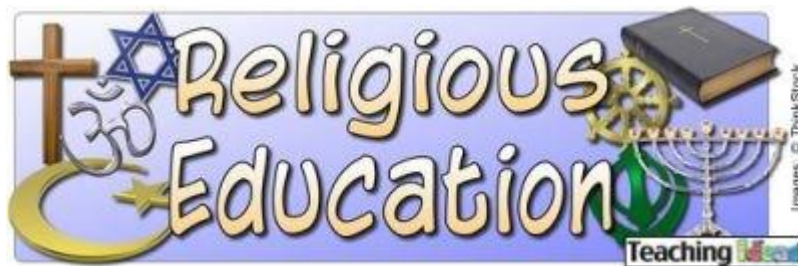
[\*\*Year 1 Home Learning Practical Learning Experiences\*\*](#)

**D&T**



Do you know where your food comes from? Listen to this story to find out. Look around your kitchen for different foods. Tell your family where they come from.

[https://www.youtube.com/watch?v=PnSCciL\\_K3g](https://www.youtube.com/watch?v=PnSCciL_K3g)



## **Hindu Creation Story**

Read the Hindu creation story and draw a picture of something that you have learnt from it.

### **[Hindu Creation Story](#)**