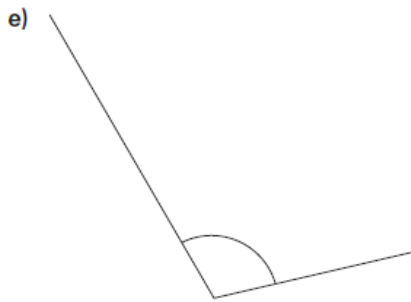
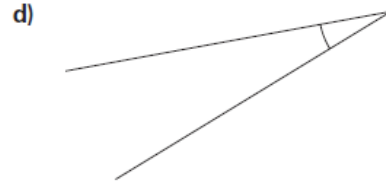
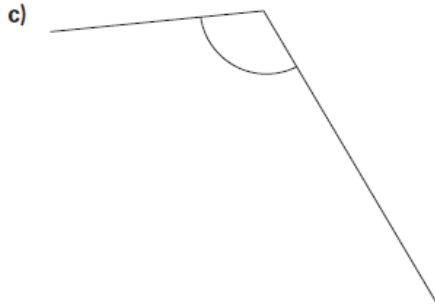
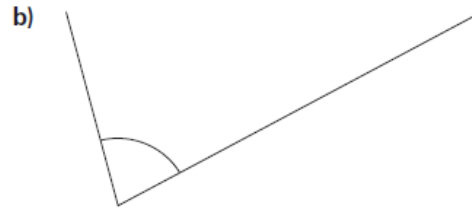
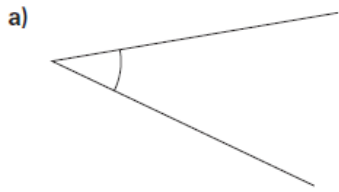


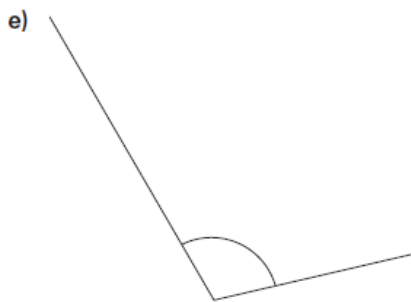
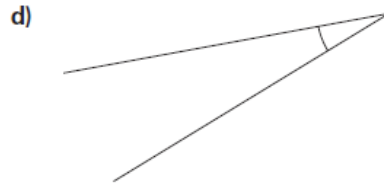
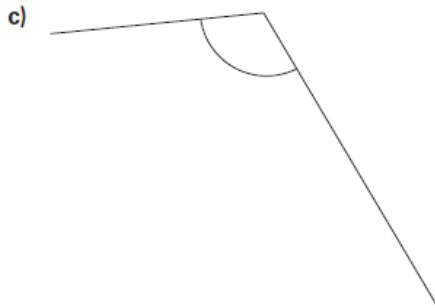
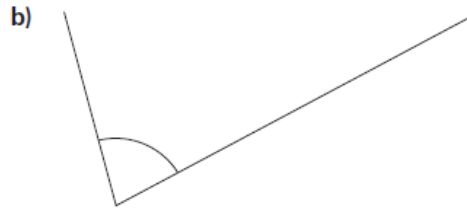
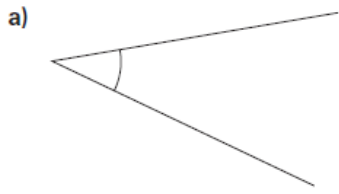
Bronze

1. Use your protractor to measure the following angles:



2. Under each angle above, write the name of each angle: acute or obtuse.

Silver - Use your protractor to measure the following angles. Then, write the name of each angle.



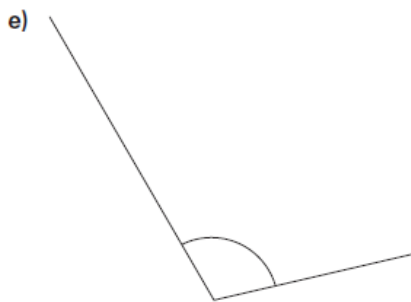
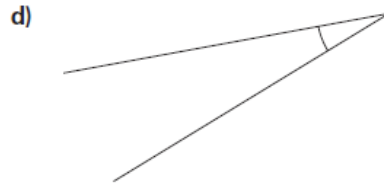
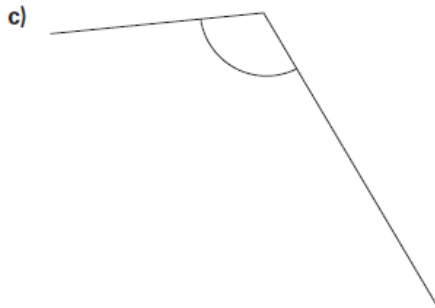
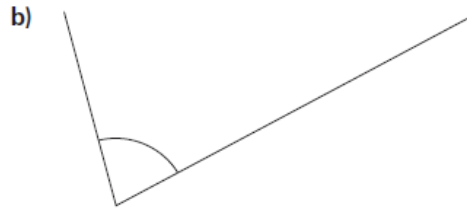
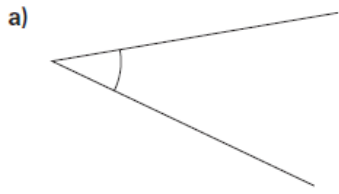
2. A student measured this angle and said it measured 60° . Do you agree? Explain.



- 3 Use your protractor to draw angles of these measurements:

- a. 20°
- b. 70°
- c. 50°
- d. 120°
- e. 140°
- f. 170°

Gold - Estimate the measurement of each angle. Then, measure the angle using your protractor.



A student measured this angle and said it measured 60° .
Do you agree? Explain.

2.



3. Use your protractor to draw angles of these measurements in your book:

- 25°
- 72°
- 56°
- 123°
- 146°
- 172°