

English Tasks

Week 3

Kensuke's Kingdom (Mon-Wed)

Howl (Thurs-Fri)


Monday

- **Task 1** - Read to the end of chapter 9
- **Task 2** - Towards the end of chapter 8, Michael does something which upsets Kensuke a great deal. Can you remember a time when you had a falling out with a friend or family member?
Write about it telling me what happened and why? How did it make you feel and how did you sort it out in the end?

Kensuke's Kingdom

GETTING ON & FALLING OUT

'There fell between us a long and aching silence. Kensuke never once reproached me for what I had done. He was not angry or sullen at me. But I knew that I had hurt him to the soul. It wasn't that we didn't speak – we did – but we no longer talked to one another as we had before. We lived each of us in our separate cocoons, quite civil, always polite, but not together any more.' (Ch. 8)



Write about a time when you had a falling out with a friend or a member of your family.


What happened and why?
How did you both feel?
How did you sort it out in the end?

Tuesday

- **Task 1** – Read to the end of Chapter 10
- **Task 2** – Design a front and back cover for Kensuke's Kingdom.
The front cover should clearly show the theme of the story (sea, boat, beach, cave etc...) and the back cover must have a blurb. Remember a blurb needs to interest a reader, but not give too much information away!

Kensuke's Kingdom COVER STORY

There have been several published editions of Kensuke's Kingdom.



This edition of Robinson Crusoe might give you some ideas!

Can you design your own cover for the book?
Think about the characters and events that you found most interesting and engaging.

Wednesday

Task - Create a book review for Kensuke's Kingdom. Below I have pasted some examples of book reviews - you could copy their layout when creating your own. I have also put some templates on the website if you would like to print them out.

Book Review



Plot

Event 1 _____

Event 2 _____

Event 3 _____

Book Title

Author _____

Illustrator _____

Genre (tick as many as apply to your book)

☐ fiction
☐ non-fiction
☐ fantasy
☐ humour
☐ other

☐ scary
☐ fairy tale
☐ adventure
☐ sports

☐ animal story
☐ biography
☐ historical
☐ mystery

Setting

Picture of the setting



Character

Name _____

Personality _____

Physical Appearance _____

How I feel about this character and why: _____

Cause and Effect of one of the events in the book

Cause

➔


Effect

My Star Rating



Why I rated the book _____ stars

This book made me feel _____ because _____



draw how you felt!

Book Review

The longest novel ever written is 'À la recherche du temps perdu' by Marcel Proust. It consists of 3031 pages in 7 volumes and contains over a million words.


Write a review for a book you have read recently.

Book Title: _____ Author: _____ Fiction or Non-fiction: _____ Rating: <div style="display: flex; justify-content: space-around;">  </div>	What is the book about? Who would you recommend the book to? Why?	
What ages and interests is this book suitable for? Why?		Book Illustration

You could also try and find out:

- which book took the longest to write;
- which book has sold more copies than any other;
- who has written the most books;
- which is the smallest book ever made.

Book Review

Book Title: _____ Author: _____ Fiction or Non-fiction: _____	Who would you recommend the book to? Why?
What is the book about?	
<div style="border: 1px solid black; border-radius: 50%; width: 150px; height: 150px; margin: 0 auto; display: flex; align-items: center; justify-content: center;"> Book Illustration </div>	
Rating: 	
Can you write three facts you have learnt or three things you have learnt about one of the characters?	
1. _____ 2. _____ 3. _____	

Howl

We are going to create a 3rd person narrative based on an extract called Howl. This will be the work for Thursday and Friday.



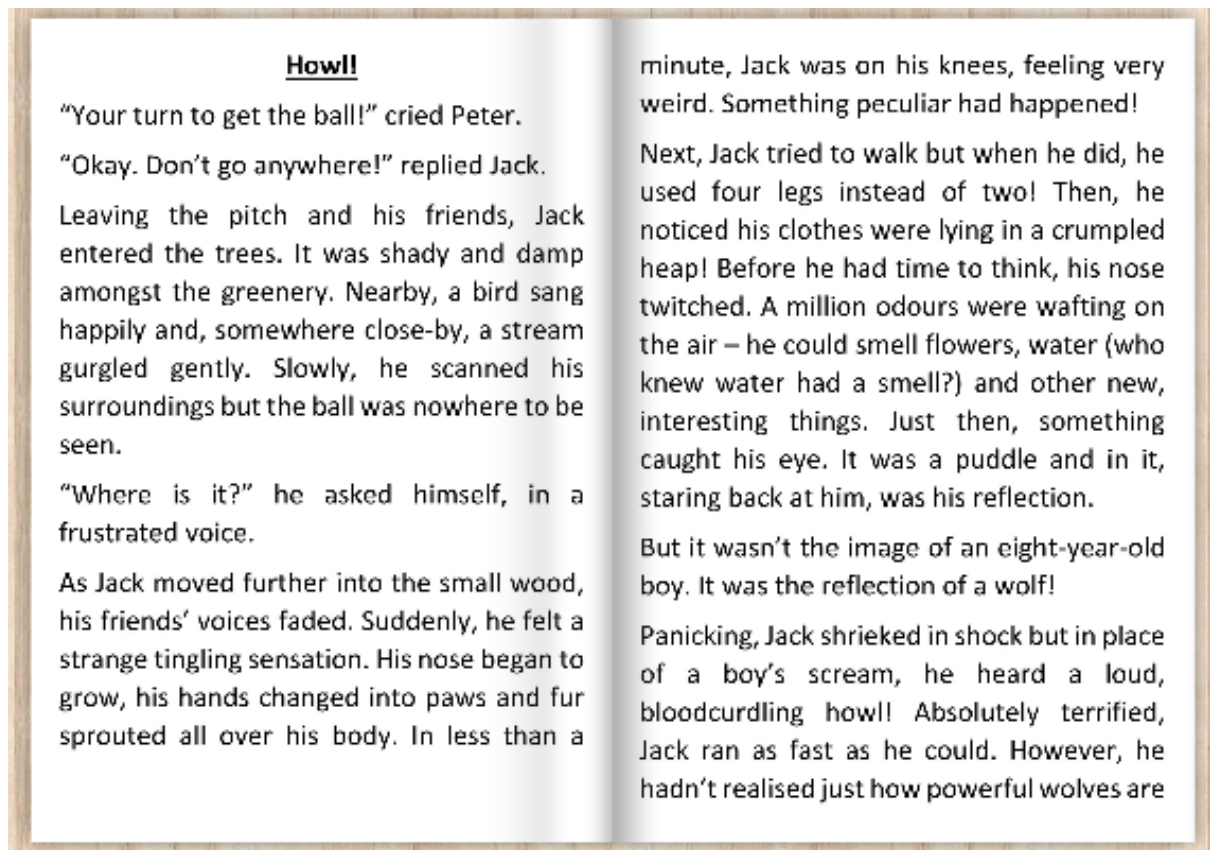
Thursday

Task 1:

Here you have 5 settings. Write them down and beside each setting, record as many animals as you can that live there:

1. Forests and woods
2. Mountains
3. Caves
4. Beaches, islands, volcanoes and deserts
- ~~5. Ground and paths~~
6. Streams, rivers, lakes and waterfalls

- **Task 2: Read the extract below:**



Task 3: Create a storyboard.


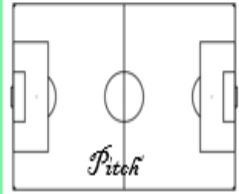





We are going to re-create the story above using our own animal and setting.

Here is an example. The statement below each picture on my WAGOLL tells you exactly what you need to do. A storyboard template is attached on the website if you have access to a printer. If not, just create your own story map or board.

WAGOLL:

In each box, draw a quick sketch, to help you plan your story

1. Forests and woods
2. Mountains
3. Caves
4. Beaches, islands, volcanoes and deserts
5. Ground and paths
6. Streams, rivers, lakes and waterfalls

<p>Your turn to get the ball!</p> <p>Ok. Don't go anywhere!</p>	 <p><i>Jack and friends</i></p>	 <p><i>Pitch</i></p>	 <p><i>Forest</i></p>
<p>Start with dialogue - create a reason for the main character to leave their friends for a moment.</p>	<p>Who your character is and who they are with (to have dialogue with) and label</p>	<p>Where your character is - one of the above settings</p>	<p>How your character ends up alone, so the transformation can take place unseen</p>
<p><i>Trip - turns into a Wolf</i></p> <p>-paws formed -thick fur grew -nose twitched</p> 	<p><i>Puddle</i></p> 		<p>HOWL!</p> 
<p>What makes them fall and what happens when they try to get up? Label the features of this animal.</p>	<p>What kind of reflective surface your character sees themselves in - this must fit into your setting!</p>	<p>What do expect to see? (think about what your character is supposed to look like) What do they actually see?</p>	<p>What comes out of your character's mouth as they try to shout for help?</p>

Friday

Task: Re-create your own version of Howl. Whatever noise your chosen animal makes will need to be the title. E.g. Lion = Roar, Eagle = Squark

Many of you will be happy to use your storyboard and the extract to guide you with your writing, however, if you want a little extra help in how to build your story, I have saved the powerpoint we will use in class onto the website to support you if needed.

Good luck and remember to send us your writing when it is complete. You know how much I love reading your writing!