

Year 2 home learning during school closures

Welcome back to the Summer term!

I hope you had a lovely half term and enjoyed the sunshine as much as I did! We're back now with home learning activities on here for each subject. I hope you enjoy completing them at home! I'm still missing you all very much but staying safe is the main thing.

Don't forget to send pictures either via our school Twitter @Northcotesch or directly to my school email address to show me what you have been up to:

v.pittfield@northcote.liverpool.sch.uk.

Please open any of the documents below to catch up any activities you may have missed last half term.

[Summer 1 Week 1](#)

[Summer 1 Week 2](#)

[Summer 1 Week 3](#)

[Summer 1 Week 4](#)

[Summer 1 Week 5](#)

Reading:



This week we're going to focus on non-fiction (information) but let's start by listening to this book - *Harry and the Bucketful of dinosaurs*.

<https://www.youtube.com/watch?v=MTjQeCspMkY>

Now read through these fact files of Harry's dinosaurs.

[Dinosaur factfiles](#)

Do you notice how the fact files are organised? Look at how the headings generally stay the same. The picture is at the top and the diagram at the bottom gives us information about the size of the dinosaurs very simply and clearly. The facts are written clearly and simply - a small amount of words but it still gives you a lot of information!

The Natural History museum has a great website with a huge dinosaur database - take a look!

<https://www.nhm.ac.uk/discover/dino-directory.html>

Task 1: Use the database to choose some different dinosaurs to Harry's. Choose some of your favourites and draw/paint them. Can you describe them too using WOW adjectives? (describing words)

Or even try to use a simile (*a simile is where you compare one thing to something of a different kind in order to describe it*)

For example:

The Apatosaurus was as long as 3 buses.

Don't forget to send them to me!

Task 2:



Reading and questioning: Make sure you keep reading daily on your Reading Eggs! Your class teachers all now have logins, so can keep up to date with your progress!

Keep an eye out for new challenges set - I'll be checking in to see who completes them!

<https://readingeggs.co.uk/login1/>

Writing



Task 1:

Read through Harry's fact files again.

Dinosaur factfiles

Do you notice how the fact files are organised? Look at how the headings generally stay the same. The picture is at the top and the diagram at the bottom gives us information about the size of the dinosaurs very simply and clearly. The facts are also written clearly and simply - using only a small amount of words but they still gives you a lot of information!

Use the Natural History Museum database to choose some different dinosaurs to Harry's and make your own fact file in the same way, including a drawing and diagram.

<https://www.nhm.ac.uk/discover/dino-directory.html>

You may not find all the same information or you may find more and need new headings for your fact file!

Don't forget to send them to me!

Task 2:

Try more of these spelling, grammar and punctuation quizzes (SPaG) - open the document below to see them. There's 3 mats on there which start from easier to more tricky (the answers are in there too - no peeking!!)

Mat 1

Hints to help with the SPaG quizzes

An **expanded noun phrase** is when a noun is being described using adjectives.

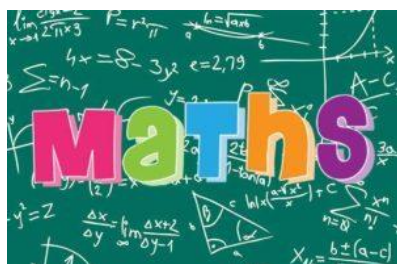
Noun = person, place or thing

Adjective = describing word

A **compound word** is when 2 words are put together to make a new word.

For example: 'basket' & 'ball' = basketball or 'rain' & 'bow' = rainbow.

Maths:



Task 1: Times tables & mental maths practise: Make sure you keep up your times table recall by logging in daily to your TT Rockstars <https://trockstars.com/> as well as the mental maths challenges on the Topmarks website:

<https://www.topmarks.co.uk/maths-games/hit-the-button>

<https://www.topmarks.co.uk/maths-games/daily10>

Task 2: 5-a-day - you've been doing brilliantly with the 5-a-day challenges - well done! Let's keep it up this half term!

As usual - the green are a bit easier than the blacks & answers will be given the following day.

Increase (+) 4 by 7 = Decrease (-) 9 by 5 =

Increase 14 by 17 = Decrease 29 by 25 =

Multiply the following by 10

a)4 b) 7 c) 11 d) 10

Multiply the following by 20

a)4 b) 7 c) 11 d) 10

If it is half past 2, what time will it be in 2 hours?

Task 3: A quick recap on measures:

[t-pa-1012-year-2-measurement-warmup-powerpoint_ver_1](#)

Task 4: Length

Look at the pictures in the document below and organise them into what unit you would use to measure them.

[m cm mm pictures](#)

m cm mm

Challenge - what tool could you use to measure each item in the pictures? i.e. ruler/metre stick/measuring tape

Task 5:

Apply your measuring skills to making this recipe! It looks tasty!

Mary Berry's Banana Loaf

Ingredients

100g Softened Butter
175g Caster Sugar
2 Large Eggs
2 Ripe Bananas (mashed)
225g Self Raising Flour
1 tsp. Baking Powder
2 tbsp. Milk

Method

1. Preheat the oven to 180C / Fan 160C / Gas 4.
2. Lightly grease a 2lb loaf tin, then line the base and sides with baking parchment
3. Measure all ingredients into a mixing bowl and beat for about 2 minutes, until well blended
4. Spoon the mixture into the tin and level the surface
5. Bake in the pre-heated oven for about 1 hour, until well risen and golden brown. A fine skewer inserted in the centre should come out clean if the loaf is ready.
6. Leave to cool in the tin for a few minutes, then turn out, peel off the parchment and finish cooling on a wire rack.

Science - Living things and their habitats



Focus: to understand how animals are adapted to survive within their habitats.

Let's think about a meerkat and all of the ways it is adapted in order to survive.



- They're cold blooded, have thin fur and the black around their eyes acts as sunglasses - this all helps them adapt to the hot climate.
- To protect themselves from predators they live with lots of other meerkats, normally in 'gangs' of about 40; the black patches around the eyes means that even in the sun they can see danger coming; 1 meerkat always keeps watch; they have strong back legs to stand up tall and look for predators.
- They have a good sense of smell to sniff out insects for food.
- Their strong back legs also help them to dig and burrow.

Task 1:

I want you to imagine you are an explorer; you have been exploring the **sea** and have just come across a new animal that nobody has ever seen before. You must:

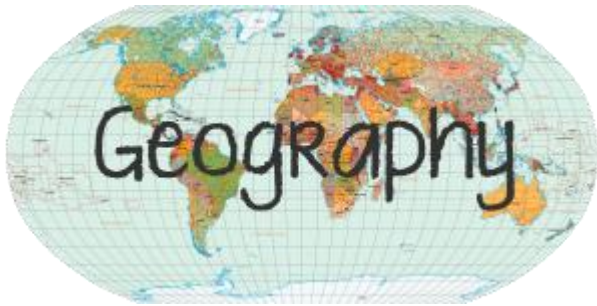
- Come up with a name for the new animal.
- Decide what characteristics it may have to protect it from other animals (spikes on back, blow up big, poisonous)
- Decide how it will move (float, gills so can breathe under water, long tail to help it swim).
- Decide how it gets it's food and what characteristics it has to help it.

- How does it keep warm/cold? (think/think skin, hot/cold blood)
- Record your ideas on a piece of paper.

Task 2:

Take a piece of play dough in and create your interesting imaginary animal. If you don't have playdough you could draw/paint your animal.

Humanities



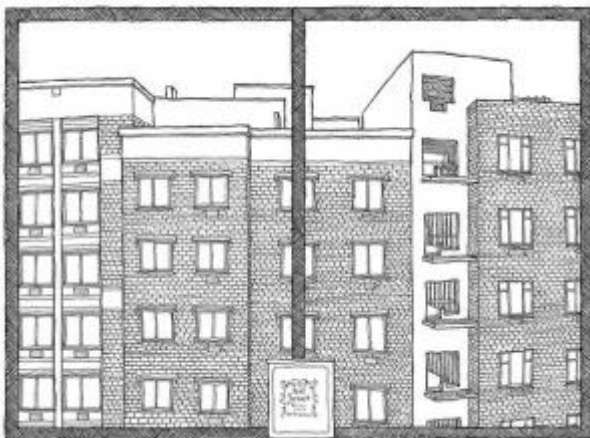
Quick starter; Name 7 continents. Use this quick song to help you remember them! <https://www.youtube.com/watch?v=K6DSMZ8b3LE>

Which countries which make up the UK? (Hint: there are 4)

Task

Draw a field sketch.

Look out of a bedroom/any window of your house with the best view and draw what you can see. Add labels to name things.



History - significant people from the past Florence Nightingale



Task

Who was Florence Nightingale?

Complete a fact file about her life.

Draw or copy a picture of Florence in the middle of your page. Around it record your facts.

Full Name: Where was she born? When was she born? What is she famous for? Why was she given the title, *'The lady with the lamp'*? Did she have any pets? What name did she call herself on her return from war?

When did she die? Can you add two more interesting facts about Florence's life?

Use this to help organise your ideas.

[Florence Nightingale writing frame](#)

Artist study - Henri Matisse



Use this Tate webpage to find out about the style of art that Henri Matisse liked to create.

<https://www.tate.org.uk/kids/explore/who-is/who-henri-matisse>

There are some wonderful examples of collages he created and also some examples of children's work inspired by Matisse.

Task:

Create a similar piece of artwork inspired by Matisse. You can create entirely your own design or follow the instructions below to help with a specific design based on his work.

[Matisse collage instructions](#)

Find out more about Henri Matisse here:

[All about Henri Matisse](#)

PE - Throwing



This half term we are learning to throw and catch accurately and using the correct skills.

We are focusing on Underarm throwing in this game - read carefully how to do it:

Underarm Throwing = *Opposite foot to throwing hand steps forward. Dominant hand starts behind body and swings below the waist. Release as hands points towards target.*

This week's game is called 'Clean Your Room'. Don't worry it's not what it sounds like!!

The aim of the game is to throw (soft) object from one side of the room to the other so that your side of the room is the cleanest! You will need somebody else to play this with you.

- Split a room/the garden into 2 sides - you could use a skipping rope/hosepipe/a few scarves tied together.
- Start with an equal number of items on each side of the room - if this was in school we'd use bean bags and pretend they're smelly socks/underpants but as you're at home you can actually use smelly socks/underpants if you want to!
- Set a time limit to play the game - perhaps 30/45 seconds.
- Within the time you have to get rid of as many items from your side of the room by throwing them to the other side whilst your opponent is doing the same!
- The winner is the person with the 'cleanest room' - they have the least amount of clothes left on their side.

ACTIVE JUNE!

To try and stay active this month - follow this calendar of daily activities to keep you fit and healthy. There's 3 levels each day - can you reach Gold?

[active-june-full-colour](#)

Computing



In the last session we looked at coding.

Task

Search: www.bbc.co.uk/bitesize/topics/z3tbwmn/articles/ztgig

Read the text and/or watch the videoclip on 'What are computer bugs?'

After watching clip www.bbc.co.uk/bitesize/topics/z3tbwmn/articles/zqnc4wx

Complete the task 'How do you program a robot?'

Spanish



Learn some Spanish words for pets.

<https://www.education.vic.gov.au/languagesonline/spanish/spanish.htm>

<https://www.youtube.com/watch?v=jdBIIV3RhDM>

<https://www.spanish-games.net/spanishlessons?topic=Animals%20-%20pets&level=primary>

Can you say these pets in Spanish?

dog, cat, lizard, turtle, fish, rabbit, guinea pig, hamster.

PSHE



Task:

A uniform is a special set of clothes worn by people to work or school.

Can you write a list of jobs where a uniform is worn?

Discuss some of the reasons a uniform is worn e.g. the uniform protects them, we recognise who they are, it shows they belong to that job/group. Design a uniform for a job of your choice. Draw a picture of it and explain the design using words and sentences.

Religious Education



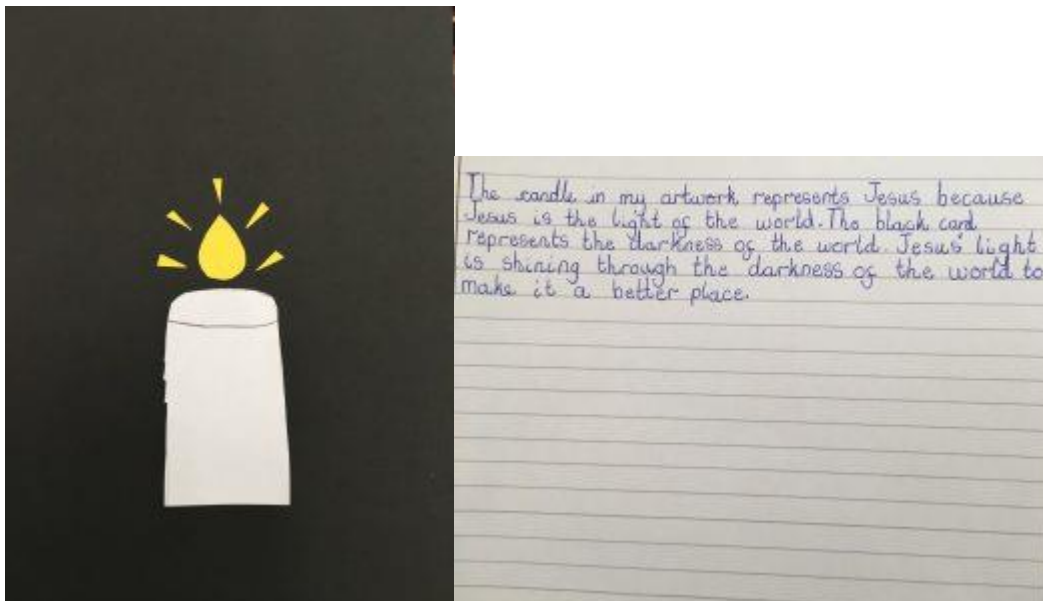
Spirited Arts and Poetry Competition 2020

Over the last few weeks you have seen some examples of work entered in the Spirited Arts and Poetry Competition from previous years. You have also been having a go at your own pictures and poems.

You all have the chance to enter the competition in 2020. Click the link below for more information on how to enter. Winners will receive a £20 Amazon voucher.

[Spirited Arts and Poetry 2020](#)

Faridah in Class 11 has completed her entry. She has explained her artwork beautifully. Remember you need to explain your artwork and what it means to you.



Music

