


Summer term Week 6-
Week commencing 1st June 2020
Our story of the week is...




What is your favourite mini-beast and why?

Are there any that you don't like, why?

Have you seen any of the mini-beasts, where were they?

Have a try of these activities here linked to the book.

[madminiactivities \(see images below for examples\)](#)



Communication and language

Exploring and playing Exploring mystery objects in feely bag

What you need:-

A bag which hides the objects (e.g. pillowcase, P.E. bag etc.) Any object which will fit in the bag - aim for a variety (e.g. small animal toys, hairbrush, deflated balloon, marble, dice, sock, leaf, squishy toy, sunglasses, feather, soft toy, hairband, facecloth, plastic cup etc.)

Place a selection of mystery objects in your bag.

- o Challenge your child to identify the objects by putting their hand in the bag and feeling them.
- o Encourage lots of talk about texture, shape and weight, e.g. 'What does it feel like? Is it hard and smooth or soft and fluffy?'
- o Reverse the game and put your hand in and describe what you feel. Can they guess what you are touching? o Look away while your child chooses one of the items to put in the bag. Can you guess what they have chosen?

Extension

Use natural objects. Collect new objects to make a game for someone else. Make an 'odd one out' game with all of the objects bar one being of a type, e.g. 5 vegetables and a crayon. Can your child guess which was odd and say why?

Questions to ask

What can you feel?

What might it be?

What makes you think that? Is it soft/hard/furry/smooth/bristly?

What does it remind you of?

Which object will be hard for me to guess? What else could we hide in the bag?

Which is the odd one out?

Phonics Focus

<https://new.phonicsplay.co.uk/resources/phase/2/grab-a-giggling-grapheme>

Choose phase 2- satp to begin with.

Mathematics

Activity one


Counting practice/Recognising numerals.

- Lay cards with numbers on in a line 1 to 10. Do they recognise the numbers? Help your child to count along and touch each one.
- Ask your child to turn around /close their eyes. Remove one of the numbers, which one is missing? Count along to check.
- Repeat this several times. They can do it for you too to see if you know which number is missing!

This is also a great game if you have a whiteboard. You write the numbers 1-10 and make one vanish, can your child tell you which one has been taken away?

Activity two

Have a at writing numbers. Here's a fun video below to help.



Activities linked to this weeks story

Can you guess what the minibeast is by listening to the clues? Maybe you can make your own clues and ask a family member to guess the minibeast.

<https://www.twinkl.co.uk/resource/t-t-5145-minibeasts-what-am-i-interactive-powerpoint-game>

When you are hunting for minibeasts think about the places they like to live in, this is called their habitat. You can mark it off on the sheet below or make your own list and draw them.

	Tree	Pond	Field	Log	Rock
Dragonfly					
Ladybug					
Beetle					
Caterpillar					
Grasshopper					
Other minibeasts					

[T-10218-Minibeast-Hunt-and-Location-Recording-Sheet](#)

Can you go on a minibeast adventure with Jess? <https://www.bbc.co.uk/games/embed/gvy6rtlqjw?>



[mini-beast-checklist](#)

Some fun craft activities



Bumble Bee
HANDPRINT ART



Paper Plate Mini Beasts



Have fun and get moving!

Cosmic Yoga