

Year 1 Home Learning During School Closures

Summer Term



Welcome back to the final summer term. I hope you are ready to continue your learning at home. Make sure you log in every week, to see what tasks you should be completing from home.

Don't forget to send us pictures either via our school Twitter @NorthcoteSch or to my school email address r.collins@northcote.liverpool.sch.uk

We will be displaying examples of your work with next week's learning, so remember to still use your nice neat writing and think about creative ways of showing your work! We are excited to see what you produce!

Previous Home Learning Tasks

[Summer 1 Week 1 - Year 1](#)

[Summer 1 Week 2 Year 1](#)

[Summer 1 Week 3 Year 1](#)

[Summer 1 Week 4 Year 1](#)

[Summer 1 Week 5 Year 1](#)

[Summer 1 Half Term Homework Year 1](#)

Summer 2

[Summer 2 Week 1 Year 1](#)


Summer 2 Week 2 - Week Commencing 8th June 2020

Reading



Story of the Week

Our story of the week is '**The Storm Whale**' by Benji Davies. This is a lovely story about a young boy called Noi. Noi and his father live in a house by the sea, his father works hard as a fisherman and Noi often has only their six cats for company. So when, one day, he finds a baby whale washed up on the beach after a storm, Noi is excited and takes it home to care for it. Click below to watch the story and find out what happens.



Task 1: Talking about the story: Talk to your family about the story. What did you like? What did you dislike? Think about the characters. What type of person is Noi?

Task 2: Comprehension: Can you answer the following questions about the story?

1. Where did Noi's dad go all day?
2. Who did Noi stay home with?
3. Why did the little whale wash up on the beach?
4. How did Noi's dad know he was feeling lonely?
5. Why was it important to return the whale to the sea?

Task 3: Reading for pleasure: Draw your favourite character from the story. On the one side describe what they look like and on the other side, how they might be feeling.

Summer Reading Challenge 2020

Sign up for the Summer Reading Challenge. Get rewards, play games and earn badges as you discover awesome books to read this summer!



Reading Eggs



Class 4 have all been given their Reading Eggs login details to play take part in reading challenges at home! If you're struggling to login with your child, please call the school office (0151 284 1919) for their login details.

Well done to Alice, Benita, Ethan, Frankie Booth, Frankie Jenkinson, Freya, Hayden, Isla, Maja, Max, Sawyer and Scarlett for completing their most recent assignment. You are all doing great. Keep up the fantastic work.

A new challenge has been set for the week...login and see!

<https://readingeggs.co.uk/>

Don't forget Reading Eggs has a library filled with lots of exciting books for you to read!

Writing



Task 1: Improving sentences: I have been busy writing some sentences from the story. Can you make my sentences better by adding adjectives. Here is an example for you:

A little whale washed up on the sand.

A little whale washed up on the **golden** sand.

A little whale washed up on the **rough wet** sand.

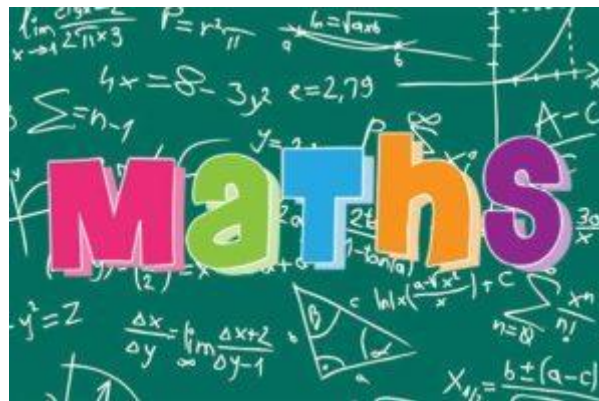
Now it's your turn!

1. Noi sat by the window.
2. A storm blew outside the house.
3. Noi lived with his dad and six cats.
4. Noi's dad work all day on a fishing boat.

Task 2: **Describe the setting:** The setting is where a story takes place. Look at the picture below. write sentences to describe the setting. Think about what you can see, what you might hear or smell. Try to use adjectives and conjunctions in your writing.



Maths



Answers from last week:

1. 18

2. **2**
3. **Bella**
4. **9**
5. **2**
6. **25**
7. **4**
8. **3**
9. **Macey**
10. **9**

Task 1: One more and one less: This week we will be finding one more and one less than a number. Use the number square below to help you.

- | | |
|-------------------|--------------------|
| 1. 1 more than 8 | 6. 1 less than 29 |
| 2. 1 less than 14 | 7. 1 more than 30 |
| 3. 1 more than 18 | 8. 1 less than 38 |
| 4. 1 less than 21 | 9. 1 more than 39 |
| 5. 1 more than 23 | 10. 1 less than 41 |

Challenge:

- **find 2 more than 19**
- **find 2 less than 24**
- **find 2 more than 28**

Task 2: Solve the problems: In today's lesson, learn how to solve some farmyard problems about capacity and volume.

Farmer Fan has been working incredibly hard and now needs a drink to cool down. Using what you already know about **capacity**, help Fan find the bottle containing the most water and then put them in order of most to least full.

Follow the link to begin the lesson:

<https://www.bbc.co.uk/bitesize/articles/zhgsy9q>

Times Tables Rock Stars



Task 3: **TT Rock Stars:** Remember to login in and keep practising your times tables! If you need your login details call the school office or email Miss Collins.

It is great to see so many of you having a go at TT Rock Stars! Well done!

Science



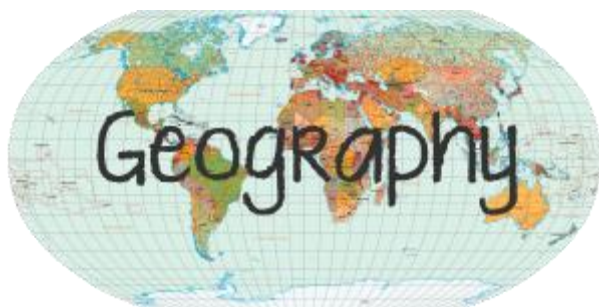
Task 1: **Seed Diary Update:** Have you been keeping up with your seed diary? Draw a picture of what your plant looks like now. Label the plant and write about what has happened since half term.

Challenge: Can you challenge yourself to use adjectives and conjunctions in your writing?

Task 2: Test your knowledge: Can you answer 10 questions about plants? Think carefully about what you have learnt from completing the home learning tasks and from growing your own plants.

<https://www.educationquizzes.com/ks1/science/plants-what-makes-them-grow/>

Humanities - Geography



Answers from last week:

Countries of the United Kingdom

Look at the map of the United Kingdom below.
Label the different countries in the blank boxes.



Where am I on the map?

What city do you live in?

Can you remember any landmarks that are in your city?

Task 1: Watch and learn: Watch this video to help you with Liverpool Landmarks.

<https://www.youtube.com/watch?v=ojrHLXj8GJA>

Task 2: My City: Complete the picture below.

My city is



Draw a picture of one of your favourite places in your city.

Challenge: Write a fact about your favourite place in your city.

Art - Drawing



Draw Along with Bob Price!

Have you ever wanted to learn how to draw different emotions or expressions? Follow the BBC Bitsize Live Lesson and draw along.

<https://www.bbc.co.uk/bitesize/articles/z6g2xyc>

If you can't print the sheets, just use any paper you have. Enjoy!

PE



This term we will be focusing on improving our jumping skills through fun games.

Task: Frogs on a Lilly Pad: Play this fun game with your someone in your family. Place ten numbered sheets of paper on the floor. These are your lily pads. Take turns being the 'frog' and the 'crocodile'. The frog must jump from lily pad to lily pad without being tagged by the crocodile. The crocodile can only tag you as you jump between lily pads. Try to jump to all of the lily pads in order. To change the game, try jumping to just the odd or even numbers.

Remember you are trying to improve your jumping skills.

Jumping technique:

Get Ready: Bend knees and lean forward, swing arms back.

Take Off: Spring with legs, swing up and forwards with arms. jump as high as you can

Fly: Look forward and keep your knees up.

Land: Absorb the landing softly by bending ankles, knees, and hips on impact. Arms should reach straight forward for balance. Space.

We would love to see some pictures or videos of you practising your jumping skills!

ACTIVE JUNE!

Below is a whole month of activity for you to try! Click on the link below. **Can you complete all of the challenges?**

[Active June Calendar](#)

Computing



How Games Work

Lots of us love to play computer games, but have you ever wondered how computer games work?

Task 1: **Make a list:** Make a list of the all computer games you enjoy playing. These could be ones you play on a computer, tablet, phone or other device.

Task 2: **BBC Bitesize:** Click the link below to complete the Computing lesson on BBC Bitesize. There are two short videos and two activities to complete with an adult. Remember, always stay safe online and if you feel worried about something, tell a trusted adult.

<https://www.bbc.co.uk/bitesize/articles/zkxybdm>

Spanish



Pets

Can you say these pets in Spanish? dog, cat, lizard, turtle, fish, rabbit, guinea pig, hamster.











Follow the links to help you:

<https://www.education.vic.gov.au/languagesonline/spanish/spanish.htm>

<https://www.youtube.com/watch?v=jdBIIV3RhDM>

<https://www.spanish-games.net/spanishlessons?topic=Animals%20-%20pets&level=primary>

Task: **Animal Matching:** Can you match the animal to the word?

	p. _____	el perro
	k. _____	el gato
	h. _____	el ratón
	p. _____	el hámster
	r. _____	la serpiente
	p. _____	el pájaro
	r. _____	la tortuga
	s. _____	el conejo
	t. _____	la cobaya
	e. _____	el pez

PSHE



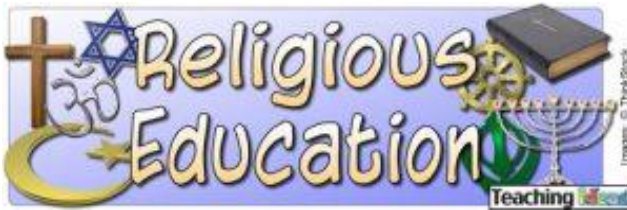
What are all the things we do in a typical day?

- Write the days of the week.
- Which are weekdays and which two days do we describe as the weekend?
- Do you have a favourite day of the week? Why?
- Focus on a weekday. List some of the things we might do in that day e.g. sleep, eat, play, brush our teeth, wash, get dressed/undressed, go to

school. What is the first thing you do? What is the last thing you do?
When do you have your meals?

Task: Create a list of some of the things you do in a typical day. For each of these, draw a picture then cut it out.

Religious Education



Noah's Ark

In this RE work you will be finding out about a very famous story from the Bible and thinking about rainbows and hopes for yourself. A grown up or an older person might help you with the reading and your ideas.

[The Story of Noah's Ark](#)

Music



Sun, sea and song!

Focus

- Rests

- Fast and slow

You will need...

To use your hands and have your voices ready for the activities.

Before you start...

Ask the children if they have ever been to the seaside. What things have they seen there and what sounds did they make?

<https://www.bbc.co.uk/teach/school-radio/music-ks1-sun-sea-song-1-the-big-ship-sails-on-the-ally-ally-oh/zb7spg8>