

Year 2 home learning during school closures

Summer Term!



I hope that you are all still well and keeping safe at home. It's safe to say I'm missing seeing all of your smiling faces every day at Northcote and let's keep our fingers crossed that we will all be back together in the classroom very soon.

We don't want you to miss out on all of our learning that would normally be happening in class so make sure you come here every week, to see what tasks you should be completing from home.

Don't forget to send me pictures of your work either via our school Twitter @Northcotesch or directly to me! v.pitfield@northcote.liverpool.sch.uk

I'll be displaying examples of your work with next week's learning, so remember to still use your best handwriting and think about creative ways of showing your work! We are excited to see what you produce!

**Summer Term Week 4: Week
commencing 11th May 2020**

[Summer 1 Week 2](#)

[Summer 1 Week 3](#)

Huge well done to Aurora who has completed this week's music task - 'Sing a Rainbow' in sign language! Watch her video below!

[IMG_6129 \(1\)](#)

You can also see it on our school Twitter page @NothcoteSch

Reading:



Task 1: Reading for pleasure:

We would like you to design and label your dream reading space with people at home and answer the following questions.

Reading Discussion Prompts

If you could design your dream reading space, what would it look like?

The image shows two illustrations of dream reading spaces. On the left is a purple and blue tent. On the right is a room with a large arched window, bookshelves on either side, and a red rug. A blue cushion is on the rug.

Share your ideas and answers with
@ReadingatLLP and with your school!

The logo for Reading at LLP, featuring a stylized bird or wing design and the text "READING at LLP" and "PARTNERSHIP".

Think about the following when you are designing your space:

- Would it be indoors or outdoors?
- Would it have a theme? E.g. Jungle? Circus?
- How would you ensure your that people were comfortable when reading?
- What type of books would you have in there?

As always, we would love to see your designs! Please tweet your designs to @NorthcoteSch or email them to v.pitfield@northcote.liverpool.sch.uk. Who knows, you may even be inspired to create a reading space with people at home!

Task 2: Daily Reading: Everyone in Year 2 has a login for Reading Eggs.

Spend 10-15 minutes each day on here. Have a go on Reading Eggs, Reading Eggspress or go into the library where there are hundreds of books to choose from!

<https://readingeggs.co.uk/>

Continue to make sure you are using some time to sit and read in the sunshine. Although we cannot go out to different places, reading is able to transport us to wherever our imagination takes us.

Last week's work.

Great storyboard and character profile from Scarlett - well done!



Writing



All of your teachers are looking forward to hearing all about the lovely things you have been doing at home. We've seen from our Twitter page that people have baked, been creative, been reading, been dancing and we're sure you each have your own news to tell.

Task 1: Write a letter to Mrs Pitfield to say why your dream reading space should be created in our classroom when lockdown is over and the schools reopen!

- Why is yours the best?
- What makes it special/fun/exciting?

- How will it encourage children to sit & read in it?

Task 2: Creative writing: Pobble 365 upload a new picture every day. Go on the link for one day this week and ***write a short story using the picture as your inspiration.***

Make sure you tweet or email it to us so we can see what you've been doing - it also gives your teacher chance to enjoy reading some wonderful creative writing!

<https://www.pobble365.com/>

*Don't forget to include all of our writing rules we've learnt this year:

2A sentences, different sentence openers, capital letters, full stops, commas for a pause and as always, your best handwriting.


Previous week's work:

Super story writing from Amber!

koala's can't Dance!



FROM AMBER



koala's can Dance
Sorry said a koala
it's ok the End



Then she sat on a rock.
She saw something
Glow She ^{opened} the door
(Woooooow) said she
then she cried up a
Show tickets for koala's
everybody got won.
Clever boy! now said a koala
It's not! Sparkley
amazing!!



Once upon a time there
lived a fluffy koala. She can
Dance but others said I don't
believe you! She can't dance
day. Her name was Chirp. She lived
in the jungle it is huge.
Koalas don't believe Chirp
so she was sad
so she thought

the Piano

the

Once upon a time there lived a koala.
He was a very happy koala. He was
very happy. He was very happy.

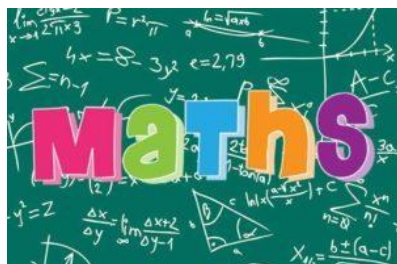
One day a boy named the piano
was playing a song. The boy was
playing a song. The boy was playing
a song. The boy was playing a song.

The koala was very happy. He was
very happy. He was very happy. He
was very happy. He was very happy.

The koala was very happy. He was
very happy. He was very happy. He
was very happy. He was very happy.

the end

Maths



Task 1: 5-a-day! I'll be updating each day with new calculations just like we do when we come into school every morning. **Remember** – the green are a little bit easier and the black are a bit harder. Here's today's questions:

$$2p + 9p =$$

$$24p - 9p =$$

$$£2.00 + 59p =$$

$$£2.48 - 9p =$$

$$4 \times 5 =$$

$$4 \times 50 =$$

$$4 \times 500 =$$

Find a quarter of the following numbers (half & half again)

a) 400 b) 800 c) 2000 d) 20000

How many minutes are in $\frac{1}{2}$ an hour? Quarter of an hour?

ANSWERS: To be posted tomorrow.

Yesterday's answers

$$9p + 9p = 18p$$

$$14p - 9p = 5p$$

$$£1.00 + 59p = £1.59$$

$$£1.48 - 9p = £1.39$$

$$4 \times 4 = 16$$

$$4 \times 40 = 160$$

$$4 \times 400 = 1600$$

Find a quarter of the following numbers (half & half again)

a) 200 50 b) 400 100 c) 1,000 250 d) 10,000 2,500

How many minutes are in 1 hour? 60

Task 2: Division. Try these division calculations - remember to use your times tables to help you.

Example: $25 \div 5$ - how many 5s make 25? Count on in your 5x tables until you get to 25 and then you have the answer - 5!

1. $15 \div 5 =$
2. $20 \div 2 =$
3. $45 \div 5 =$
4. $30 \div 10 =$
5. $16 \div 2 =$
6. $5 \div 5 =$
7. $110 \div 10 =$
8. $24 \div 5 =$
9. $30 \div 5 =$
10. $18 \div 2 =$

Task 3: Dividing with remainders - these are tricky!

How many are left over? Example - $34 \div 10$. If you count in 10s until you get to 30...then you'll have 4 left over. So the answer is 3 remainder 4

1. $17 \div 5 =$
2. $21 \div 2 =$
3. $21 \div 5 =$
4. $37 \div 10 =$
5. $9 \div 2 =$

Task 4: Try this challenge! Have you mastered the times tables?

Mastery Checkpoint
Have you mastered counting in 2s, 5s and 10s from 0?

a)

2	2	2	2	2	2	2
?						

b) Count in 2s to complete the number sentences:
 $6 \times 2 = \square$ $7 \times 2 = \square$ $8 \times 2 = \square$

c) Write the missing numbers:

5	10	?	20	?	?	35
?	20	30	?	?	?	70

Compare the numbers in the bottom row with the numbers in the top row. What do you notice?

Champions' Challenge

1. Count in 2s to 22. How many numbers have you said?
2. Count in 5s to 35. How many numbers have you said?
3. Count in 10s to 80. How many numbers have you said?
4. What numbers did you say in all three counts?
5. 6×5 is the same as $3 \times \square$

Year 2 Mastery Checkpoint II Week 10

Task 5: TT Rockstars. Remember to login in and keep practising your times tables! If you need your login details email Mrs Pitfield <https://play.ttrockstars.com/>

Also don't forget to use Hit the Button - we love that game! <https://www.topmarks.co.uk/maths-games/hit-the-button>

Look at these high scores from Eva - well done!



Science: Living things in their habitats



I hope your seeds/beans are growing well. Keep observing and taking pictures of those growing over the coming weeks. Don't forget to send them in to me!

Our topic this half term is 'Living thing in their habitats'

Focus: *identify some habitats and say what animals are suited to living in them.*

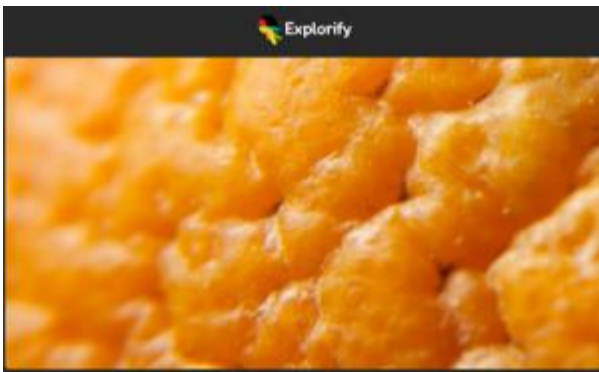
Task 1: Choose a habitat from the following list:

- Ocean
- Desert
- Arctic
- Woodland

Open the file & look at the information below or research an animal that lives in your chosen habitat, then explain why and how that animal is best suited to living in that habitat.

[week 4- habitat presentation](#)

Task 2: What is this zoomed in image? Send your guess to Mrs Pitfield! Answer revealed next week along with a new image to guess!



Last week's image was a seashell! Did you guess correctly?




Previous week's work:

Super sorting Aurora!



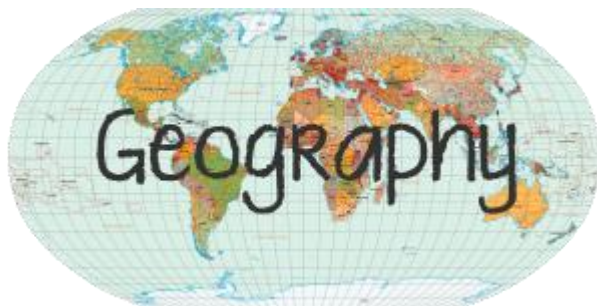
Well done Joell! Super habitats work!



More super habitats work from Eva & Aurora- well done!



Humanities - Geography: United Kingdom



Task 1-UK - Local Area

Continuing the theme of maps, plans and landmarks...

Complete a safe search for any famous Liverpool Landmark.



Task 2:

This week's challenge is to draw a field sketch of a famous Liverpool landmark of your choice (from a photograph).

Label your sketch eg. Tower, Stained Glass Windows etc

Don't use colour pencils!

When complete find out three interesting facts about it and write them down.

Eg. When was it built? Who built it? etc

Art: : Creating digital images



Task 1: This week is a photography challenge! Use a phone/tablet/digital camera or any device you have that can take pictures.

1) Go into the garden or take a short walk to the park.

- 2) Look for interesting shapes and colours and pick up some leaves, twigs, flowers to bring home.
- 3) When home, take a piece of card and layout your objects onto the page and create a collage.
- 4) Take a picture of your nature collage.
- 5) Send your collage to Mrs Pitfield. I love photography. I'm going to do this myself with Hollie & Daisy!



Well done Aurora - great collage!



Previous week's work:

Great effort from Charlotte - well done!



Super portraits from Maicie - we were learning how to draw portraits last term in school - well done!



PE



Task 1: Play this game with anyone in your house! Don't forget to send me pictures or a video!

Focus: *Thinking skills, Movement, agility, speed, strategy and fitness*

Cops and Robbers

Split your garden/living room or any space you have into 2. Use anything you have in the house to make a divide (skipping rope, string).

Make 2 signs for each side - 1 side is the 'Bank' and the other side is the 'Safe Zone'. Separate a corner in the 'Bank' side for the 'Jail'.

In the 'Bank' side put lots of items that could be money for the robbers to steal. (You could use anything - socks, spoons, coins, toys. In class I would use bean bags.)

The aim of the game is for the robbers to collect all of the money and for the cops to prevent them.

Robbers start in the safe zone and cops start in the bank. Cops are not allowed in the safe zone.

You can play this game with just one person in each side! Grab somebody who can be a cop or robber and try to steal the objects from the bank.

Task 2: Keeping healthy & active:

Try these fitness & dance sessions every day to help keep your bodies healthy while you are at home.

Joe Wicks : <https://m.youtube.com/user/thebodycoach1>

Oti Mabuse Dance Class: <https://m.youtube.com/user/mosetsanagape>

Computing



Staying safe online is very important.

Use www.safesearchkids.com

Find out what an algorithm is and how we use them.

<https://www.bbc.co.uk/bitesize/topics/z3tbwmn/articles/z3whpv4>

Spanish



Use the safe search engine www.safesearchkids.com

<https://www.education.vic.gov.au/languagesonline/spanish/spanish.htm>

Name the members of your family.

Nombrar a los miembros de su familia

Hola, Me llamo

Los miembros de mi familia son...

Padre-father etc

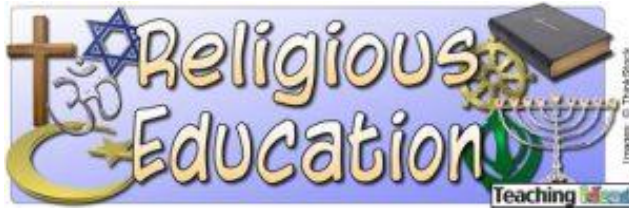
PSHE



99-year-old British war veteran, Captain Tom Moore has completed 100 laps of his 25m back garden. He has raised over £30 million for Britain's National Health Service (NHS) and has received donations to his fundraising challenge from all around the world!!

Task: Write a letter or thank you card and send it to someone who has made a difference in your local community, this could be for a teacher, family member or neighbour.

Religious Education



Spirited Arts and Poetry Competition

We have a chance to enter a competition that we can complete at home. I hope you had chance to sketch some of the **art** pieces last week. This week we are going to look at some **poems**.

Task: **Spirited Art Poem**: Look at the examples and use them to write your own poem called *God is...* or *Where is God?*

Examples:

God is...

God is in the plants

God is in the ground

I find God at the beach

God is a friend

Edward - age 6

<https://www.youtube.com/watch?v=xMLsxdLa7F4&feature=youtu.be>

Where is God?

God is in the flowers

Using his powers

Where is God?

God is in the cloud

Watching

Feeling proud

Where is God?

God is in the sun

Warming everyone

Where is God?

God is in the ground

Hearing every sound

Taylor - age 7



Task: Sing a rainbow in sign language! Ask somebody to film you when you've rehearsed it and send it to me! Follow this link to see it in action:

https://www.youtube.com/watch?v=pkvrA_xwZ3E



Weekly Challenge!

Sing a rainbow in Sign Language!

Using the instructions below or for a video clip follow this link

https://www.youtube.com/watch?v=piKrA_xwZ3E

To gain 1 credit:

1. Get someone to film you or take pictures of you singing a rainbow (you could do this together with another family member for support)

Then send it to me louise.waller@elevate-ebp.co.uk

This activity should take about 1 hour!

SING A RAINBOW



Red and yellow and pink and green, purple



and orange and blue. I can sing



a rainbow, sing a rainbow, sing a rainbow too.