



# Digital Literacy & Citizenship

A free scheme of learning available at [www.swgfl.org.uk/digitalliteracy](http://www.swgfl.org.uk/digitalliteracy)



Age Category	Common Sense Media Lesson	Resources	Curriculum Opportunities
<p>Year 4</p>  	<p>Lesson 1</p> <p><b><u>Rings of Responsibility</u></b></p> <p>Pupils explore what it means to be responsible to and respectful of their offline and online communities as a way to learn how to be good digital citizens</p>	<p><a href="http://www.digizen.org">www.digizen.org</a> Lesson plan and activity focusing on digital values.</p> <p><a href="#">Videos- pause before you post</a> 5 short videos with advice around cyberbullying</p> <p><a href="#">Netiquette and Chat Downloading</a> <a href="http://www.roareducate.com">www.roareducate.com</a> posters to download</p> <p><a href="#">Social networking</a> Thinkuknow activity on Social Networking located in the Cybercafe</p>	<p>PSHE: SEAL Good to be me</p> <p>English: Reading - Provide reasoned justifications for their views. Composition - Plan their writing by noting and developing initial ideas, drawing on reading and research. ICT: Exchanging and sharing information – in a variety of forms Idea: Linked to <a href="http://www.digizen.org/digicentral/digital-values.aspx">http://www.digizen.org/digicentral/digital-values.aspx</a> activity - Create own digital compass questions and present as an online survey perhaps as part of a class blog. Use google docs to create a form, online survey tool such as survey gizmo, monkey or survey tool within school learning platform. Explain and justify choices of questions.</p>

# Digital Literacy & Citizenship

A free scheme of learning available at [www.swgfl.org.uk/digitalliteracy](http://www.swgfl.org.uk/digitalliteracy)



Age Category	Common Sense Media Lesson	Resources	Curriculum Opportunities
<p>Year 4</p> <div data-bbox="100 555 322 651"> </div> <div data-bbox="100 660 322 756"> </div>	<p>Lesson 2</p> <p><b><u>Private and Personal Information</u></b></p> <p>How can you protect yourself from online identity theft? Pupils think critically about the information they share online.</p>	<p><b><u>Private information</u></b> Cybersmart teaching resource from Australia, encouraging children to understand the importance of personal information and how to protect it.</p> <p><b><u>Netbasics</u></b> Cybersmart from Australia. 11 animated episodes following the members of the Jones Family through a typical day of online activity.</p> <p><b><u>Young People and Social Networking Sites</u></b> Childnet resource- Safe choices and behaviour on social networking sites and strategies to manage online reputation</p> <p><b><u>Workshop 2 Playing and Staying Safe Online</u></b> Google Digital Literacy Tour</p>	<p><b>PSHE:</b> Personal Wellbeing Use case studies, simulations, scenarios and drama to explore personal and social issues and have time to reflect on them in relation to their own lives and behavior.</p> <p><b>ICT:</b> Developing ideas Bring together, draft and refine information, including through the combination of text, sound and image.</p> <p><b>Idea:</b> Create 2 T-shirt/baseball cap designs one that must feature public online profile information and the second that must feature personal or private information. Explore and discuss how Pupils would feel wearing each of the designs in a range of locations and scenarios, including at home, at school, in town, at the park.</p>

# Digital Literacy & Citizenship

A free scheme of learning available at [www.swgfl.org.uk/digitalliteracy](http://www.swgfl.org.uk/digitalliteracy)




Age Category	Common Sense Media Lesson	Resources	Curriculum Opportunities
<p>Year 4</p> <div data-bbox="103 555 318 651"> </div> <div data-bbox="103 657 318 753"> </div>	<p>Lesson 3</p> <p><b><u>The Power of Words</u></b></p> <p>Pupils consider that they may get online messages from other kids that can make them feel angry, hurt, sad, or fearful. Pupils identify actions that will make them Upstanders in the face of cyberbullying.</p>	<p><a href="#">Cyberbullying</a>  <a href="#">Online Symbols</a>  <a href="#">Positive Online Communications</a>                      Cybersmart teaching resources from Australia:</p> <p><a href="#">Daydreaming</a>                      Hull primary school video.</p> <p><a href="#">Super action comic maker</a>                      ArtisanCam – software to create a comic book</p> <p><a href="#">Cyberbullying</a>  <a href="http://www.roareducate.com">www.roareducate.com</a> poster to download  <a href="#">CBBC – What is cyberbullying?</a>                      BBC newsround series with video</p> <p><a href="#">Cyberbullying</a>                      Kidscape resources and information</p> <p><a href="#">Beatbullying</a>                      Resources from Beatbullying</p>	<p>PSHE: SEAL Getting on and falling out, Bullying</p> <p>English: Composition                      Plan their writing by noting and developing initial ideas, drawing on reading and research.                      Draft and write by describing the setting of feelings and atmosphere to convey the character.</p> <p>Idea: Create voxbox/ Big Brother Red chair to capture cause and effect of hurtful messages. You could use a simple video recorder, animated avatars or audio capture.</p>

# Digital Literacy & Citizenship

A free scheme of learning available at [www.swgfl.org.uk/digitalliteracy](http://www.swgfl.org.uk/digitalliteracy)



Age Category	Common Sense Media Lesson	Resources	Curriculum Opportunities
<p>Year 4</p> 	<p>Lesson 4</p> <p><b><u><a href="#">The Key to Keywords</a></u></b></p> <p>Pupils learn strategies to increase the accuracy of their keyword searches and make inferences about the effectiveness of the strategies.</p>	<p><b><u><a href="#">Finding and Identifying Appropriate Online Content</a></u></b></p> <p>Cybersmart teaching resource from Australia exploring search techniques</p>	<p><b>ICT:</b> Finding information - Pupils should be able to: consider the online information needed to solve a problem, complete a task or answer a question, and explore how information will be used</p> <p><b>Literacy:</b> consider what the reader needs to know and include relevant details adapt style and language appropriately for a range of forms, purposes and readers</p> <p><b>Idea:</b> Produce online Trivia Quiz, to be published on school website, or school blog, <b>with a guide alongside to good searching, to help users find answers quickly.</b> The guide pupils produce should be based on the knowledge learned from the unit.</p> <p>Set trivia questions based on school learning, topics and current music. Use variety of media links for the answers. Pupils could use simple PowerPoint with hyperlinks, or create using wikis or blogs, with hyperlinks to correct pages and answers.</p>

# Digital Literacy & Citizenship

A free scheme of learning available at [www.swgfl.org.uk/digitalliteracy](http://www.swgfl.org.uk/digitalliteracy)



Age Category	Common Sense Media Lesson	Resources	Curriculum Opportunities
<p>Year 4</p> <div data-bbox="103 488 322 587"> </div> <div data-bbox="103 592 322 691"> </div>	<p>Lesson 5</p> <p><b><u><a href="#">Whose is it, Anyway?</a></u></b></p> <p>Pupils learn that copying the work of others and presenting it as one's own is called plagiarism. They also learn about when and how it's ok to use the work of others.</p>	<p><u><a href="#">Whose Tube</a></u> Roar Educate poster to download</p> <p><u><a href="#">All about explorers</a></u> A website developed by teachers to help children to understand research skills</p> <p><u><a href="#">Alleyk@tz Video</a></u> TES Resource on plagiarism</p>	<p>English: Reading - distinguish between statements of fact and opinion. Retrieve, record and present information from non-fiction by being clear about the information they have been asked to locate.</p> <p>PSHE: SEAL - Relationships</p> <p>Idea: Create a collaborative piece of writing linked to a current curriculum focus. Include links to source information. You could use a wiki tool or something like popplet or an online thought mapping tool to create and present the information.</p>